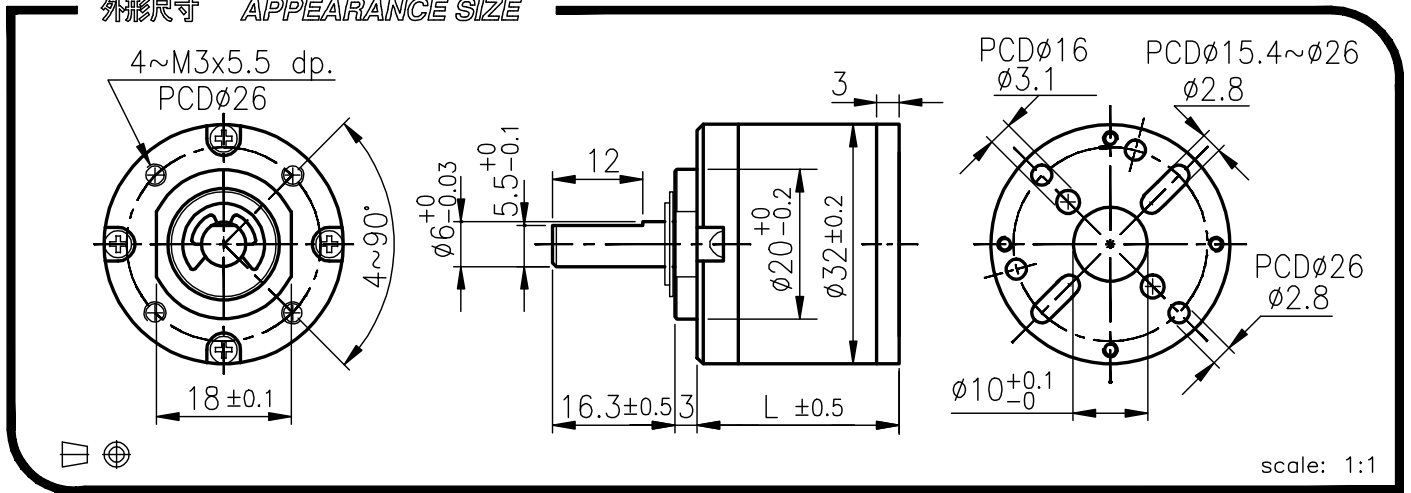


# IG-32



外殼材質 Housing material	金屬 metal	背隙 (無負荷時) Backlash, at no-load	≤ 2.5°
輸出軸承型式 Bearing at output		含油軸承 Sleeve bearings	滾珠軸承 Ball bearings
徑向負荷 Radial load (10mm from flange)		≤ 3 kgf	≤ 3.5 kgf
軸向負荷 Shaft axial load		≤ 2.5 kgf	≤ 2.5 kgf
主軸最大承受壓入力 Shaft press fit force, max.		≤ 10 kgf	≤ 10 kgf
徑向間隙 Radial play of shaft		≤ 0.08 mm	≤ 0.05 mm
軸向間隙 Thrust play of shaft		≤ 0.3 mm	≤ 0.3 mm

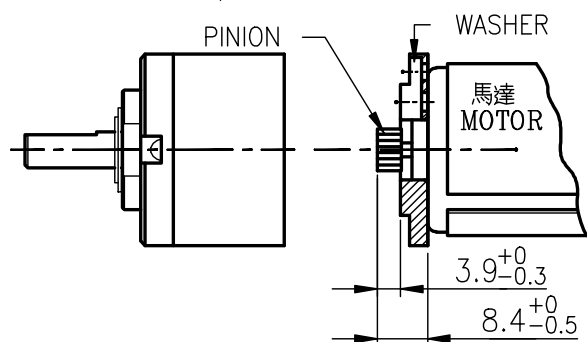
外形尺寸 APPEARANCE SIZE



馬達齒輪型式 / PINION SPECIFICATIONS

模數 Module	0.5				
齒數 No. of teeth	11	17	8		
壓力角 Pressure angle	20°				
孔徑 Hole diameter	ø2.28, ø2.48, ø2.98, ø3.16	ø2.28			
減速比 Reduction ratio	1/5, 1/71, 1/264	1/19, 1/100, 1/516	1/27, 1/139, 1/721	1/4, 1/14, 1/51	1/35, 1/939, 1/189

馬達裝卸方法 / MOTOR INSTALLATION



★ 使用相對溼度: 20%~85%RH      ★ 使用溫度範圍: -10°C~+60°C  
Operating relative humidity      Operating temperature range

標準減速比型式 / GEARBOXES SPECIFICATIONS

減速比 Reduction ratio	精確減速比 Exact reduction ratio	定格容許扭力 Rated tolerance torque	瞬間容許扭力 Max momentary tolerance torque	效率 Efficiency	L	重量(含油軸承) Weight (g) Sleeve bearings	重量(滾珠軸承) Weight (g) Ball bearings
1/4,1/5	3 12/17, 5 2/11	2.0 kgf-cm Max.	6.0 kgf-cm	80%	20.6	102	101
1/14,1/19	13 212/289, 19 38/187	4.0 kgf-cm Max.	12.0 kgf-cm	70%	27.0	122	121
1/27,1/35	26 103/121, 34 43/44	6.0 kgf-cm Max.	18.0 kgf-cm	70%	27.0	122	121
1/51,1/71	50 4397/4913, 71 524/3179	8.0 kgf-cm Max.	24.0 kgf-cm	60%	33.4	147	146
1/100	99 1044/2057	10.0 kgf-cm Max.	30.0 kgf-cm	60%	33.4	147	146
1/139	139 184/1331	10.0 kgf-cm Max.	30.0 kgf-cm	60%	33.4	147	146
1/189	188 51013/83521	12.0 kgf-cm Max.	36.0 kgf-cm	50%	39.8	173	172
1/264	263 39370/54043	12.0 kgf-cm Max.	36.0 kgf-cm	50%	39.8	173	172
1/516	515 14254/22627	12.0 kgf-cm Max.	36.0 kgf-cm	50%	39.8	173	172
1/721	720 14481/14641	12.0 kgf-cm Max.	36.0 kgf-cm	50%	39.8	173	172
1/939	939 975/5324	12.0 kgf-cm Max.	36.0 kgf-cm	50%	39.8	173	172

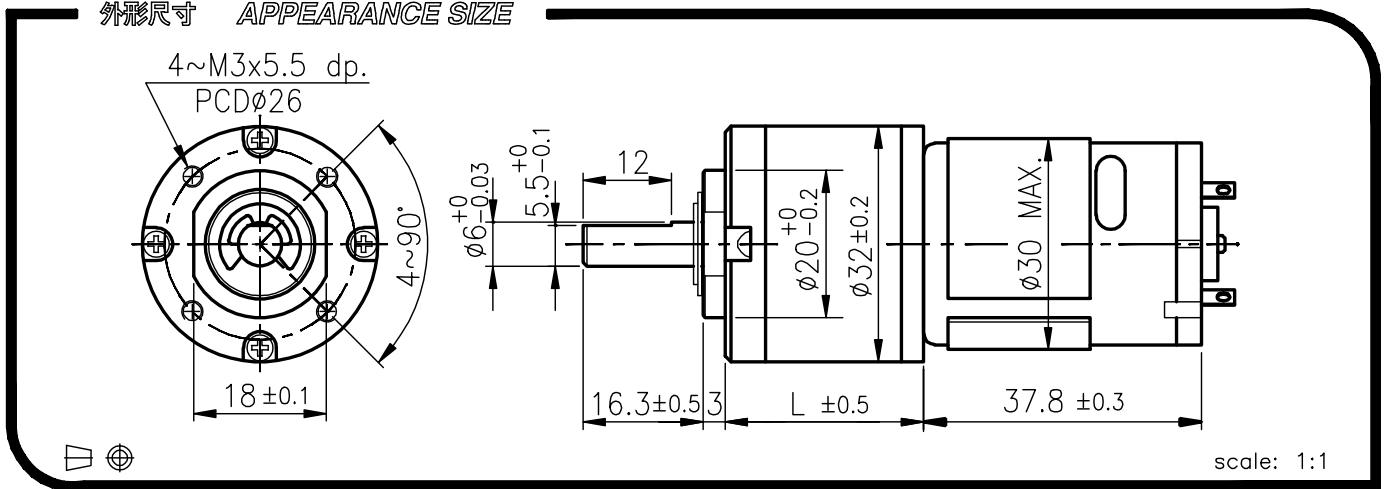
# IG-32GM

## 01&02 TYPE



REDUCTION RATIO	L	REDUCTION RATIO	L
1/4~1/5	20.6	1/51~1/169	33.4
1/14~1/35	27.0	1/189~1/939	39.8

外形尺寸 APPEARANCE SIZE



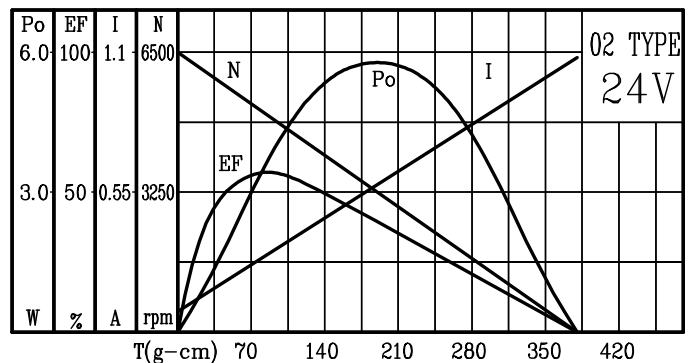
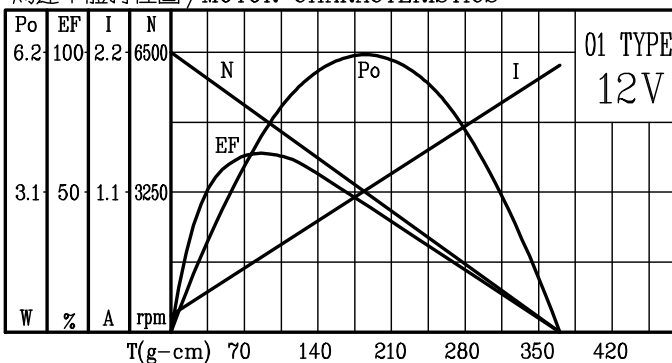
GEARED MOTOR TORQUE/SPEED

	減速比 Reduction ratio	1	1	1	1	1	1	1	1	1	1	1	1				
		5	14	19	27	35	51	71	100	139	189	264	516	721	939		
12V	定格扭力(Kg-cm) Rated torque	0.3	0.75	1.0	1.4	1.9	2.3	3.3	4.6	6.5	7.3	10	12	12	12		
	定格回轉數(rpm) Rated speed	995	373	270	195	150	104	74	53	38	28	20	11.2	8.3	6.3		
24V	定格扭力(Kg-cm) Rated torque	0.3	0.7	1.0	1.4	1.8	2.2	3.1	4.4	6.1	6.9	9.7	12	12	12		
	定格回轉數(rpm) Rated speed	990	370	265	191	150	103	74	53	38	28	20	11.2	8.3	6.3		

馬達單體型式 / MOTOR DATA

定格電壓 Rated volt (V)	定格扭力 Rated torque (g-cm)	定格回轉數 Rated speed (rpm)	定格電流 Rated current (mA)	無負荷回轉數 No load speed (rpm)	無負荷電流 No load current (mA)	定格出力 Rated output (W)	重量 Weight (g)
12	78	5290	≤ 530	6500	≤ 150	4.22	73.0
24	74	5250	≤ 250	6500	≤ 85	3.97	73.0

馬達單體特性圖 / MOTOR CHARACTERISTICS



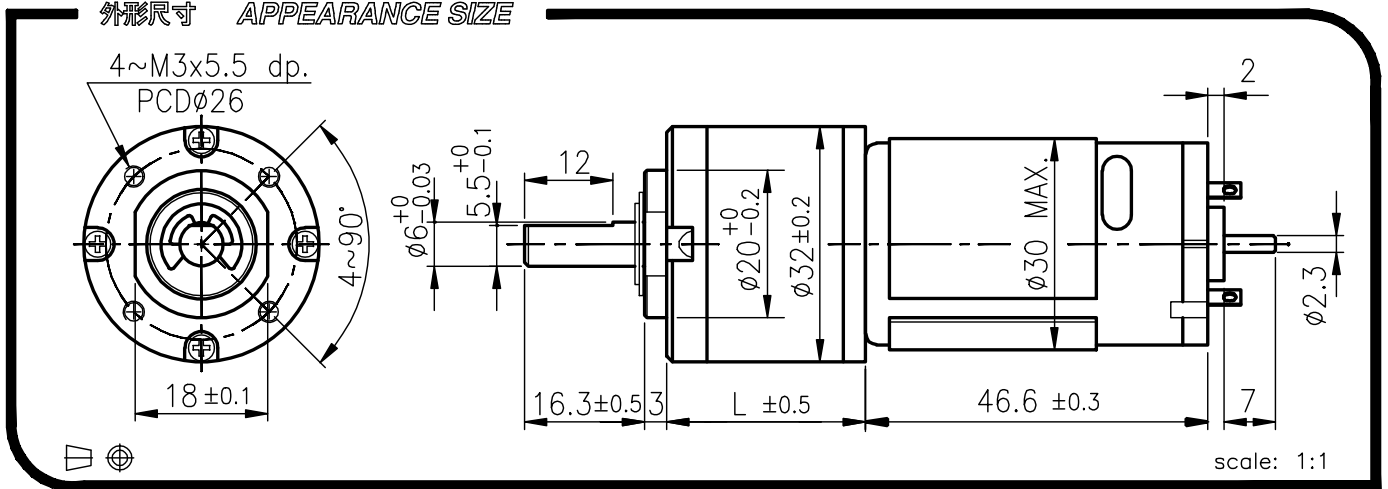
# IG-32GM

## 03&04 TYPE



REDUCTION RATIO	L	REDUCTION RATIO	L
1/4~1/5	20.6	1/51~1/169	33.4
1/14~1/35	27.0	1/189~1/939	39.8

外形尺寸 APPEARANCE SIZE



GEARED MOTOR TORQUE/SPEED

減速比 Reduction ratio	1/5	1/14	1/19	1/27	1/35	1/51	1/71	1/100	1/139	1/189	1/264	1/516	1/721	1/939
12V 定格扭力(Kg-cm) Rated torque	0.45	1.1	1.5	2.1	2.7	3.4	4.7	6.6	9.1	10	12	12	12	12
12V 定格回轉數(rpm) Rated speed	1140	430	310	221	170	117	83	60	44	32	24	12.9	9.5	7.2
24V 定格扭力(Kg-cm) Rated torque	0.54	1.2	1.7	2.4	3.1	4.0	5.5	7.8	10	12	12	12	12	12
24V 定格回轉數(rpm) Rated speed	1170	445	320	229	176	121	87	62	45	34	25	13	9.6	7.2

馬達單體型式 / MOTOR DATA

定格電壓 Rated volt (V)	定格扭力 Rated torque (g-cm)	定格回轉數 Rated speed (rpm)	定格電流 Rated current (mA)	無負荷回轉數 No load speed (rpm)	無負荷電流 No load current (mA)	定格出力 Rated output (W)	重量 Weight (g)
12	110	5950	≤ 900	7300	≤ 150	7.0	110
24	130	6160	≤ 500	7300	≤ 80	8.5	110

馬達單體特性圖 / MOTOR CHARACTERISTICS

