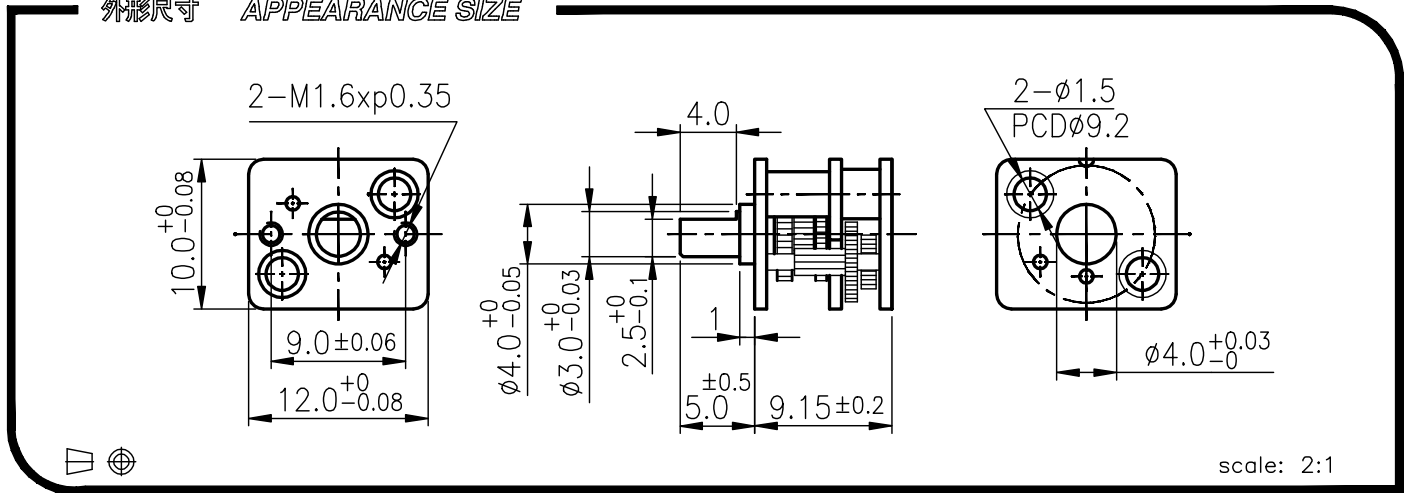


# RA-12W



外殼材質 Housing material	----	背隙 (無負荷時) Backlash, at no-load	≤ 1.5°
輸出軸承型式 Bearing at output	----		
徑向負荷 Radial load (5mm from flange)	≤ 0.4kgf		
軸向負荷 Shaft axial load	≤ 0.2 kgf		
主軸最大承受壓力 Shaft press fit force, max.	≤ 2 kgf		
徑向間隙 Radial play of shaft	≤ 0.06 mm		
軸向間隙 Thrust play of shaft	≤ 0.3 mm		

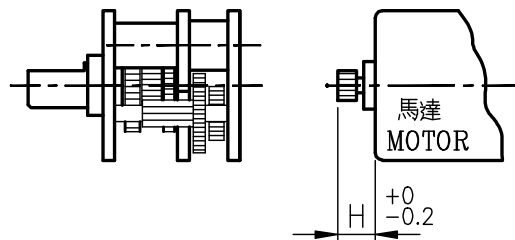
外形尺寸 APPEARANCE SIZE



馬達齒輪型式 / PINION SPECIFICATIONS

馬達裝卸方法 / MOTOR INSTALLATION

模數 Module	0.15		
齒數 No. of teeth	12	13	16
壓力角 Pressure angle	20°		
孔徑 Hole diameter	ø0.99		
減速比 Reduction ratio	1/29 1/235 1/298	1/10 1/102	1/19, 1/60 1/76, 1/134 1/197,



標準減速比型式 / GEARBOXES SPECIFICATIONS

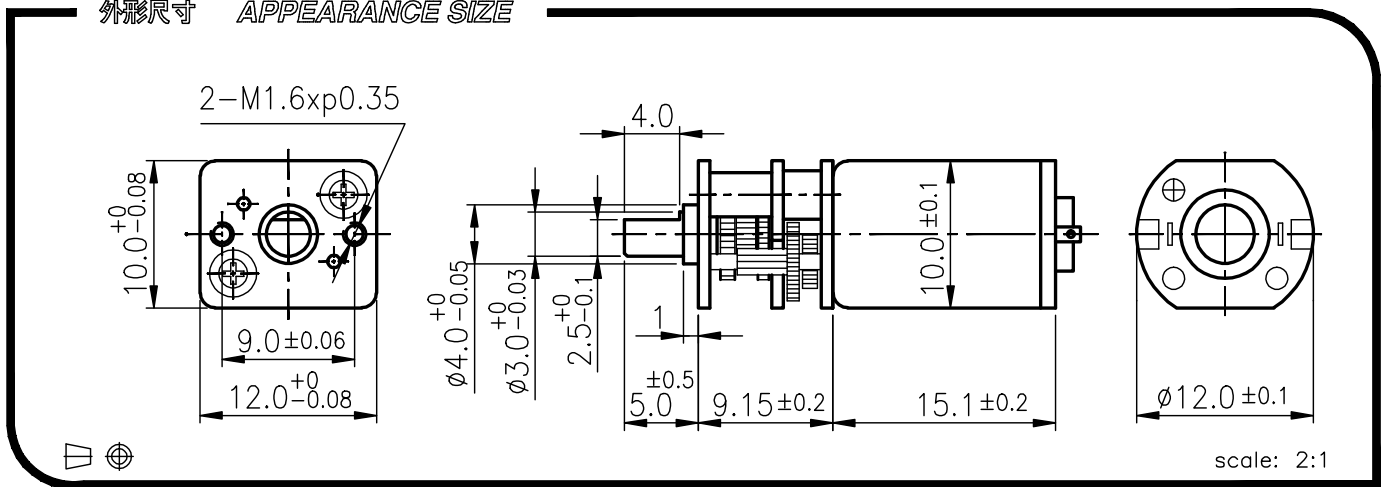
★ 使用相對溼度: 20%~85%RH    ★ 使用溫度範圍: -10°C~+60°C  
Operating relative humidity    Operating temperature range

減速比 Reduction ratio	精確減速比 Exact reduction ratio	定格容許扭力 Rated tolerance torque	瞬間容許扭力 Max momentary tolerance torque	效率 Efficiency	H	重量 Weight ( g )
1/10	9 25/26	0.2 kgf-cm Max.	0.6 kgf-cm	81%	2.5	4.0
1/19	19 79/360	0.3 kgf-cm Max.	0.9 kgf-cm	73%	2.1	4.0
1/29	29 13/108	0.3 kgf-cm Max.	0.9 kgf-cm	73%	2.1	4.0
1/60	59 53/78	0.5 kgf-cm Max.	1.5 kgf-cm	66%	2.5	4.0
1/76	75 46/65	0.5 kgf-cm Max.	1.5 kgf-cm	66%	2.5	4.0
1/102	101 309/338	0.8 kgf-cm Max.	2.4 kgf-cm	66%	2.5	4.0
1/134	134 5741/12480	0.8 kgf-cm Max.	2.4 kgf-cm	59%	2.1	4.0
1/197	196 2947/4680	1.0 kgf-cm Max.	3.0 kgf-cm	59%	2.1	4.0
1/235	234 7159/8424	1.0 kgf-cm Max.	3.0 kgf-cm	59%	2.1	4.0
1/298	297 1297/1404	1.0 kgf-cm Max.	3.0 kgf-cm	59%	2.1	4.0

# RA-12WGM 01&02 TYPE



外形尺寸 APPEARANCE SIZE



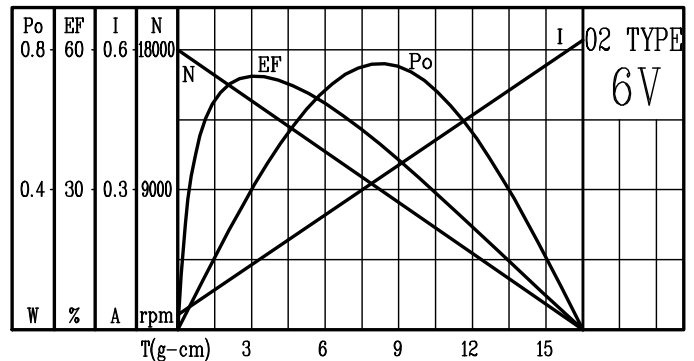
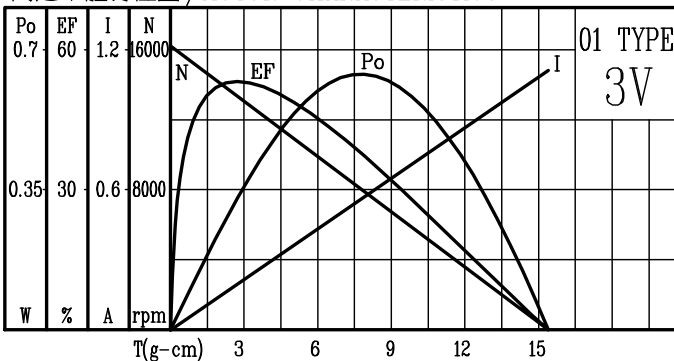
GEARED MOTOR TORQUE/SPEED

減速比 Reduction ratio		1/10	1/19	1/29	1/60	1/76	1/102	1/134	1/197	1/235	1/298					
3V	定格扭力(g-cm) Rated torque	15	25	40	75	100	120	155	230	275	350					
	定格回轉數(rpm) Rated speed	1400	720	480	230	180	135	100	70	59	46					
6V	定格扭力(g-cm) Rated torque	24	40	60	115	150	200	235	345	410	520					
	定格回轉數(rpm) Rated speed	1450	770	510	245	195	145	110	75	63	50					

馬達單體型式 / MOTOR DATA

定格電壓 Rated volt (V)	定格扭力 Rated torque (g-cm)	定格回轉數 Rated speed (rpm)	定格電流 Rated current (mA)	無負荷回轉數 No load speed (rpm)	無負荷電流 No load current (mA)	定格出力 Rated output (W)	重量 Weight (g)
3	2.0	14000	≤ 250	16000	≤ 80	0.287	5.5
6	3.0	14900	≤ 170	18000	≤ 50	0.46	5.5

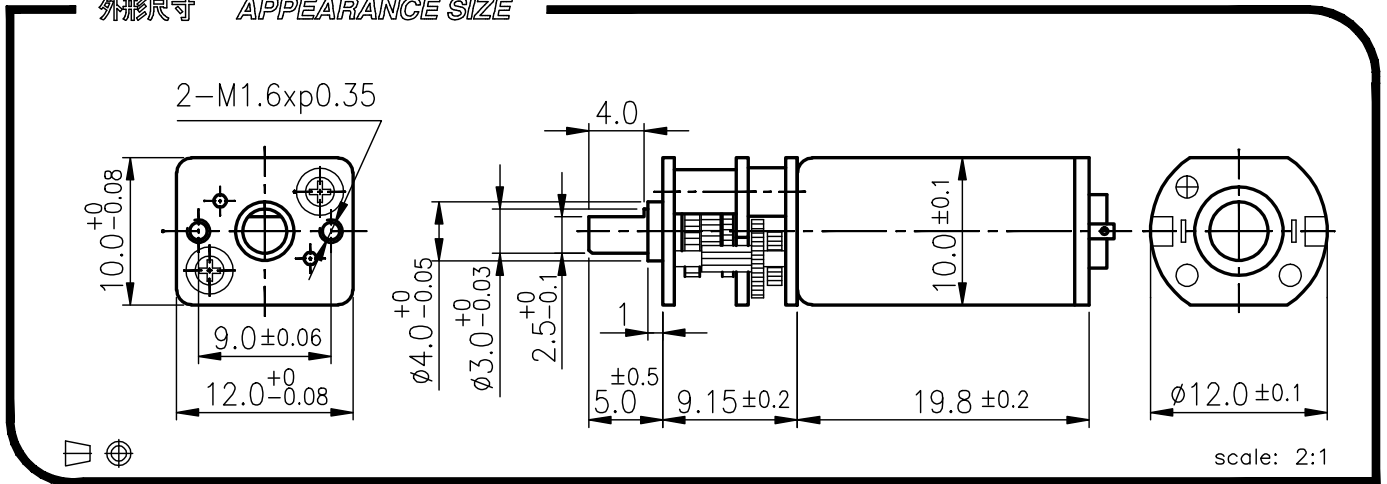
馬達單體特性圖 / MOTOR CHARACTERISTICS



# RA-12WGM 03&04 TYPE



外形尺寸 APPEARANCE SIZE



GEARED MOTOR TORQUE/SPEED

	減速比 Reduction ratio	1	1	1	1	1	1	1	1	1							
		10	19	29	60	76	102	134	197	235	298						
3V	定格扭力(g-cm) Rated torque	24	40	60	115	150	200	235	345	415	525						
	定格回轉數(rpm) Rated speed	1300	700	460	225	175	132	100	68	57	45						
6V	定格扭力(g-cm) Rated torque	30	55	80	155	200	270	300	460	530	700						
	定格回轉數(rpm) Rated speed	1500	780	510	250	195	145	112	76	64	50						

馬達單體型式 / MOTOR DATA

定格電壓 Rated volt (V)	定格扭力 Rated torque (g-cm)	定格回轉數 Rated speed (rpm)	定格電流 Rated current (mA)	無負荷回轉數 No load speed (rpm)	無負荷電流 No load current (mA)	定格出力 Rated output (W)	重量 Weight (g)
3	3.0	13500	≤ 310	16000	≤ 90	0.41	7.5
6	4.0	15000	≤ 250	18000	≤ 65	0.61	7.5

馬達單體特性圖 / MOTOR CHARACTERISTICS

