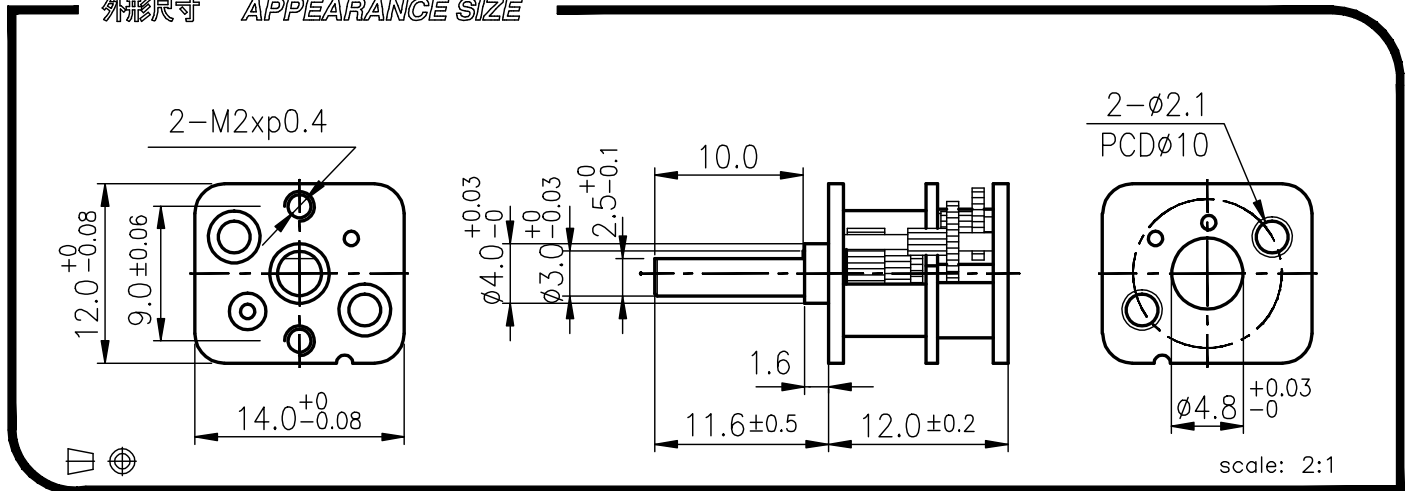


RA-14W



外殼材質 Housing material	塑膠 Plastic	背隙 (無負荷時) Backlash, at no-load	≤ 1.5°
輸出軸承型式 Bearing at output			---
徑向負荷 Radial load (5mm from flange)			≤ 0.4kgf
軸向負荷 Shaft axial load			≤ 0.2 kgf
主軸最大承受壓入力 Shaft press fit force, max.			≤ 2 kgf
徑向間隙 Radial play of shaft			≤ 0.06 mm
軸向間隙 Thrust play of shaft			≤ 0.2 mm

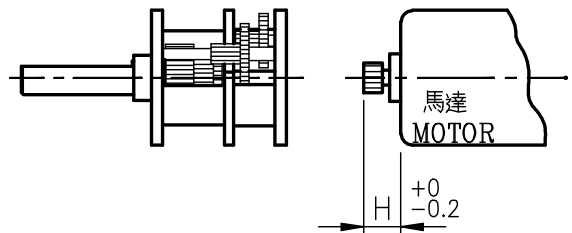
外形尺寸 APPEARANCE SIZE



馬達齒輪型式 / PINION SPECIFICATIONS

模數 Module	0.15	
齒數 No. of teeth	15	17
壓力角 Pressure angle	20°	
孔徑 Hole diameter	Ø1.49	
減速比 Reduction ratio	1/123 1/209	1/6 1/36 1/62

馬達裝卸方法 / MOTOR INSTALLATION




標準減速比型式 / GEARBOXES SPECIFICATIONS

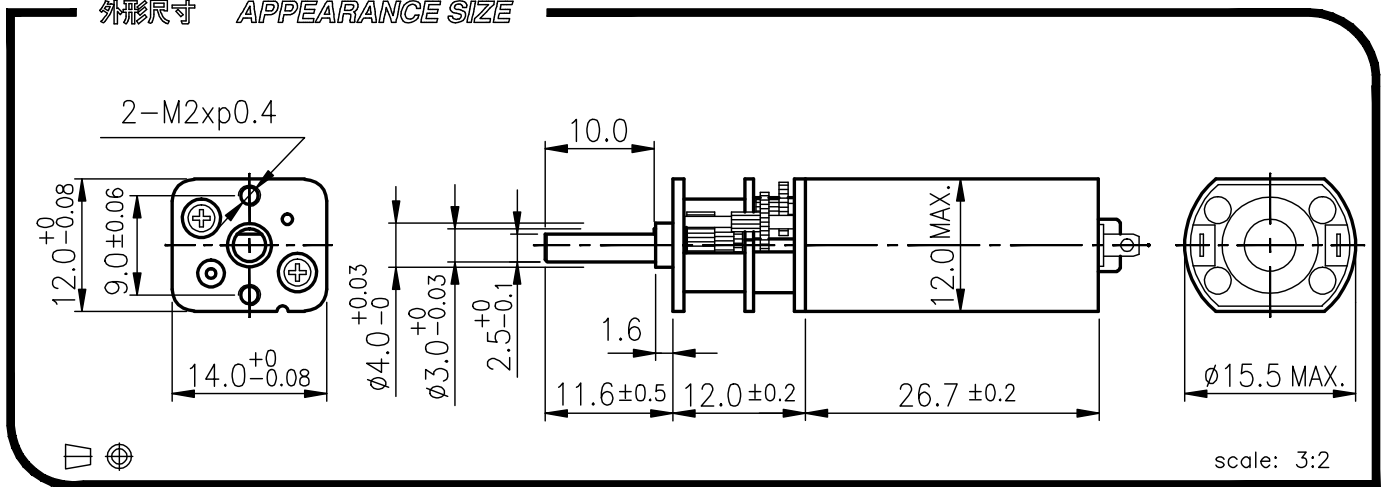
★ 使用相對溼度: 20%~85%RH ★ 使用溫度範圍: -10°C~+60°C
Operating relative humidity Operating temperature range

減速比 Reduction ratio	精確減速比 Exact reduction ratio	定格容許扭力 Rated tolerance torque	瞬間容許扭力 Max momentary tolerance torque	效率 Efficiency	H	重量 Weight (g)
1/6	6 18/187	0.2 kgf-cm Max.	0.6 kgf-cm	81%	4.1	6.2
1/36	36 4339/24276	0.3 kgf-cm Max.	0.9 kgf-cm	66%	4.1	6.2
1/62	61 1439/2856	0.5 kgf-cm Max.	1.5 kgf-cm	66%	4.1	6.2
1/123	123 11/1428	0.8 kgf-cm Max.	2.4 kgf-cm	59%	2.9	6.2
1/209	209 19/168	1.0 kgf-cm Max.	3.0 kgf-cm	59%	2.9	6.2

RA-14WGM 03&04 TYPE



外形尺寸 APPEARANCE SIZE



GEARED MOTOR TORQUE/SPEED

	減速比 Reduction ratio	1/6	1/36	1/62	1/123	1/209											
12V	定格扭力(g-cm) Rated torque	30	140	240	440	750											
	定格回轉數(rpm) Rated speed	1000	170	100	50	29											
24V	定格扭力(g-cm) Rated torque	40	210	360	650	1000											
	定格回轉數(rpm) Rated speed	1800	300	175	89	53											

馬達單體型式 / MOTOR DATA

定格電壓 Rated volt (V)	定格扭力 Rated torque (g-cm)	定格回轉數 Rated speed (rpm)	定格電流 Rated current (mA)	無負荷回轉數 No load speed (rpm)	無負荷電流 No load current (mA)	定格出力 Rated output (W)	重量 Weight (g)
12	6.1	6200	≤ 85	8000	≤ 50	0.394	18
24	9.0	11000	≤ 90	13500	≤ 50	1.026	18

馬達單體特性圖 / MOTOR CHARACTERISTICS

