

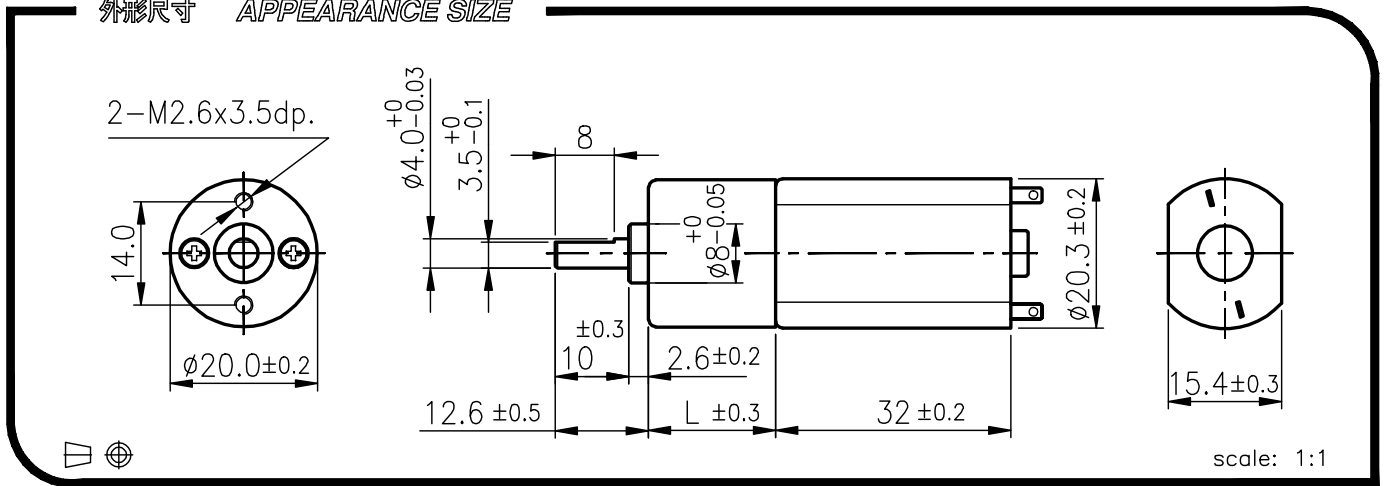
RA-20GM

01&02 TYPE



REDUCTION RATIO	L	REDUCTION RATIO	L
1/10~1/13	16.5	1/80~1/150	21.8
1/18~1/67	20.0	1/179~1/866	25.3

外形尺寸 APPEARANCE SIZE



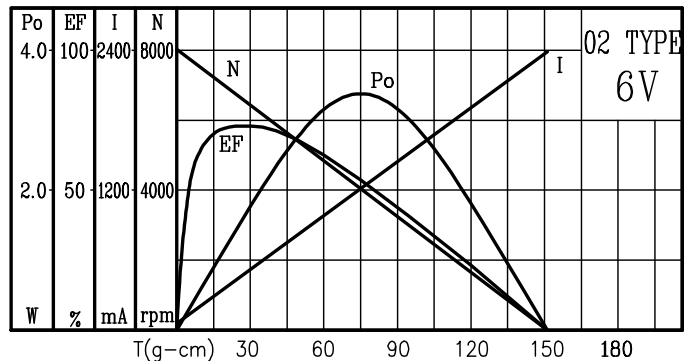
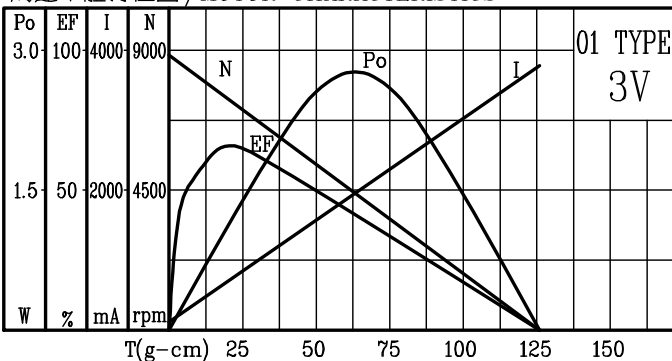
GEARED MOTOR TORQUE/SPEED

	減速比 Reduction ratio	1	1	1	1	1	1	1	1	1	1	1	1	1	1	1	1	1	1	1
		10	13	18	29	42	52	67	80	99	120	150	179	225	275	350	430	549	689	794
3V	定格扭力(Kg-cm) Rated torque	0.14	0.17	0.22	0.35	0.43	0.53	0.69	0.75	0.93	1.13	1.40	1.50	1.80	1.80	1.80	1.80	1.80	1.80	1.80
	定格回轉數(rpm) Rated speed	735	590	410	255	180	146	113	95	77	63	51	43	34	28.6	22	18.2	14.5	11.9	10.2
6V	定格扭力(Kg-cm) Rated torque	0.16	0.20	0.26	0.42	0.51	0.64	0.82	0.88	1.10	1.35	1.50	1.80	1.80	1.80	1.80	1.80	1.80	1.80	1.80
	定格回轉數(rpm) Rated speed	670	540	375	233	164	133	104	87	70	57	46	39	31.7	26	21	17	13.8	11	9.3

馬達單體型式 / MOTOR DATA

定格電壓 Rated volt (V)	定格扭力 Rated torque (g-cm)	定格回轉數 Rated speed (rpm)	定格電流 Rated current (mA)	無負荷回轉數 No load speed (rpm)	無負荷電流 No load current (mA)	定格出力 Rated output (W)	重量 Weight (g)
3	19.5	7550	≤ 750	9000	≤ 150	1.52	32.0
6	22.5	6900	≤ 390	8000	≤ 65	1.68	32.0

馬達單體特性圖 / MOTOR CHARACTERISTICS



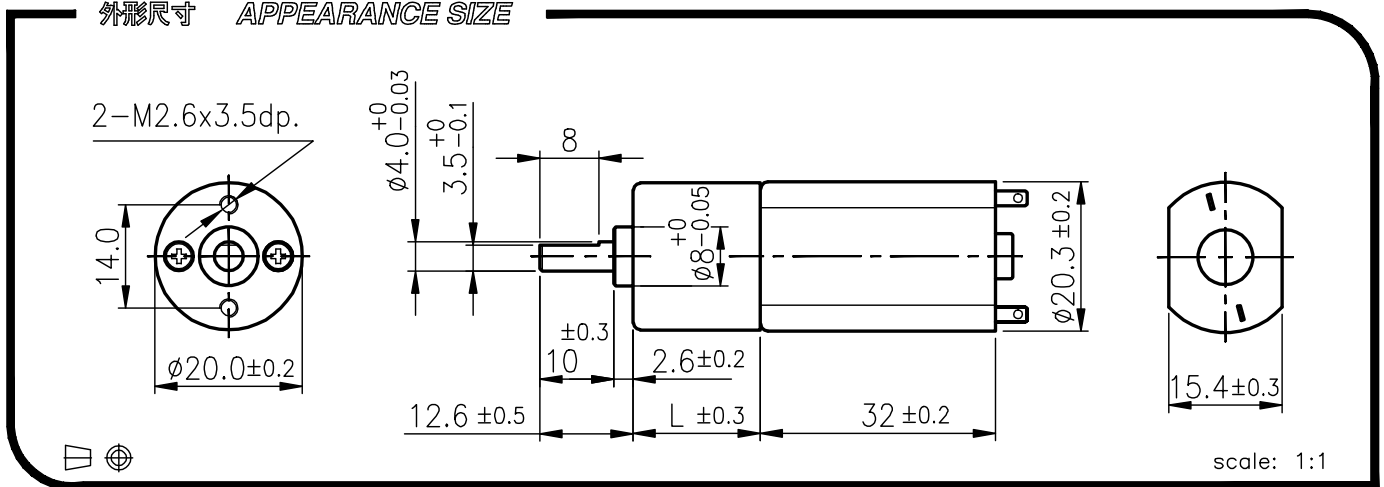
RA-20GM

03&04 TYPE



REDUCTION RATIO	L	REDUCTION RATIO	L
1/10~1/13	16.5	1/80~1/150	21.8
1/18~1/67	20.0	1/179~1/866	25.3

外形尺寸 APPEARANCE SIZE



GEARED MOTOR TORQUE/SPEED

	減速比 Reduction ratio	1	1	1	1	1	1	1	1	1	1	1	1	1	1	1	1	1	1	1	
		10	13	18	29	42	52	67	80	99	120	150	179	225	275	350	430	549	689	794	866
12V	定格扭力(Kg-cm) Rated torque	0.16	0.20	0.25	0.41	0.51	0.62	0.81	0.86	1.10	1.30	1.50	1.77	1.80	1.80	1.80	1.80	1.80	1.80	1.80	
	定格回轉數(rpm) Rated speed	655	525	364	226	159	129	100	84	67	56	45	37	31	25.5	20.5	16.6	13.1	10.5	9.3	8.6
24V	定格扭力(Kg-cm) Rated torque	0.16	0.20	0.25	0.41	0.51	0.62	0.81	0.86	1.10	1.30	1.50	1.77	1.80	1.80	1.80	1.80	1.80	1.80	1.80	1.80
	定格回轉數(rpm) Rated speed	720	580	403	250	176	142	110	93	74	62	49.5	41	34	28.5	23	18.5	15	12	10.5	9.2

馬達單體型式 / MOTOR DATA

定格電壓 Rated volt (V)	定格扭力 Rated torque (g-cm)	定格回轉數 Rated speed (rpm)	定格電流 Rated current (mA)	無負荷回轉數 No load speed (rpm)	無負荷電流 No load current (mA)	定格出力 Rated output (W)	重量 Weight (g)
12	22	6700	≤ 200	8000	≤ 50	1.5	32.0
24	22	7400	≤ 110	9000	≤ 30	1.7	32.0

馬達單體特性圖 / MOTOR CHARACTERISTICS

