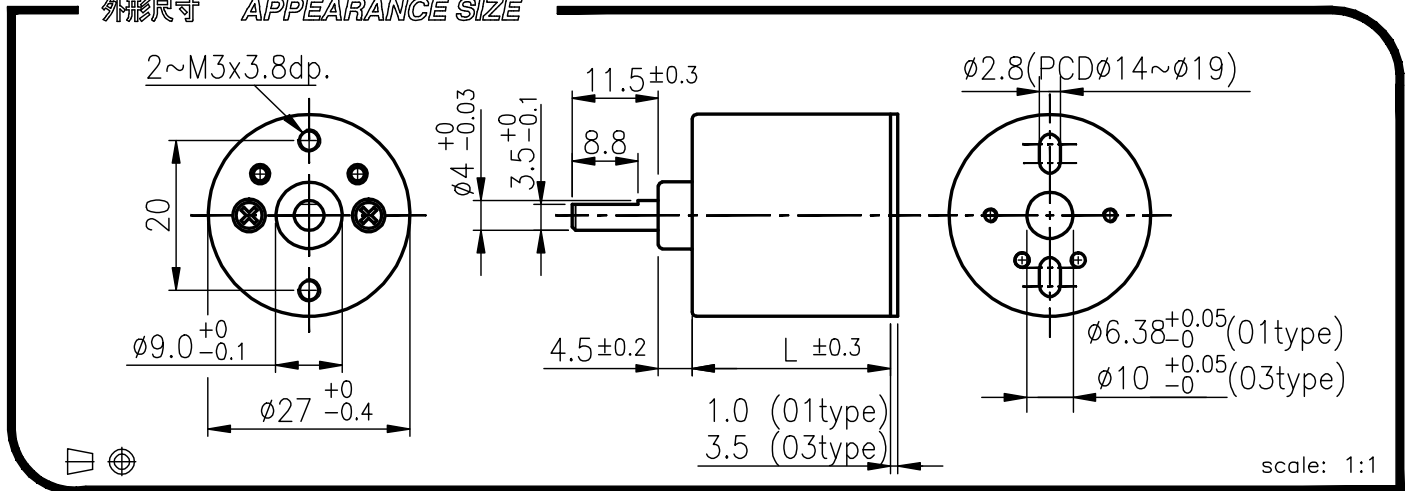


RA-27C



外殼材質 Housing material	金屬 metal	背隙 (無負荷時) Backlash, at no-load	≤ 2°
輸出軸承型式 Bearing at output		含油軸承 Sleeve bearings	
徑向負荷 Radial load (10mm from flange)			≤ 0.5kgf
軸向負荷 Shaft axial load			≤ 0.4 kgf
主軸最大承受壓力 Shaft press fit force, max.			≤ 4 kgf
徑向間隙 Radial play of shaft			≤ 0.05 mm
軸向間隙 Thrust play of shaft			≤ 0.3 mm

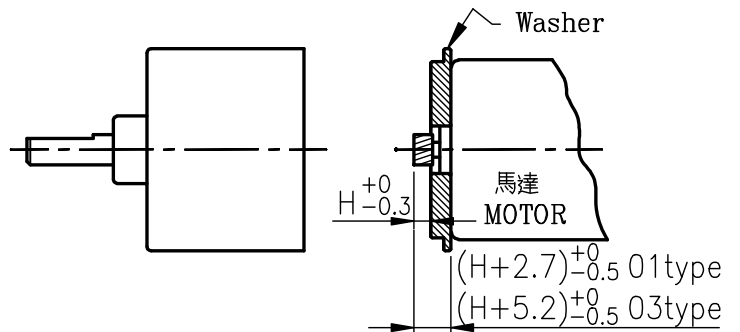
外形尺寸 APPEARANCE SIZE



馬達齒輪型式 / PINION SPECIFICATIONS

模數 Module	0.4
齒數 No. of teeth	10
壓力角 Pressure angle	20°
螺旋角 Helix angle	18°(左, left)
孔徑 Hole diameter	∅1.98, ∅2.28
減速比 Reduction ratio	全種通用 Practicable

馬達裝卸方法 / MOTOR INSTALLATION



標準減速比型式 / GEARBOXES SPECIFICATIONS

★ 使用相對溼度: 20%~85%RH ★ 使用溫度範圍: -10°C~+60°C
Operating relative humidity Operating temperature range

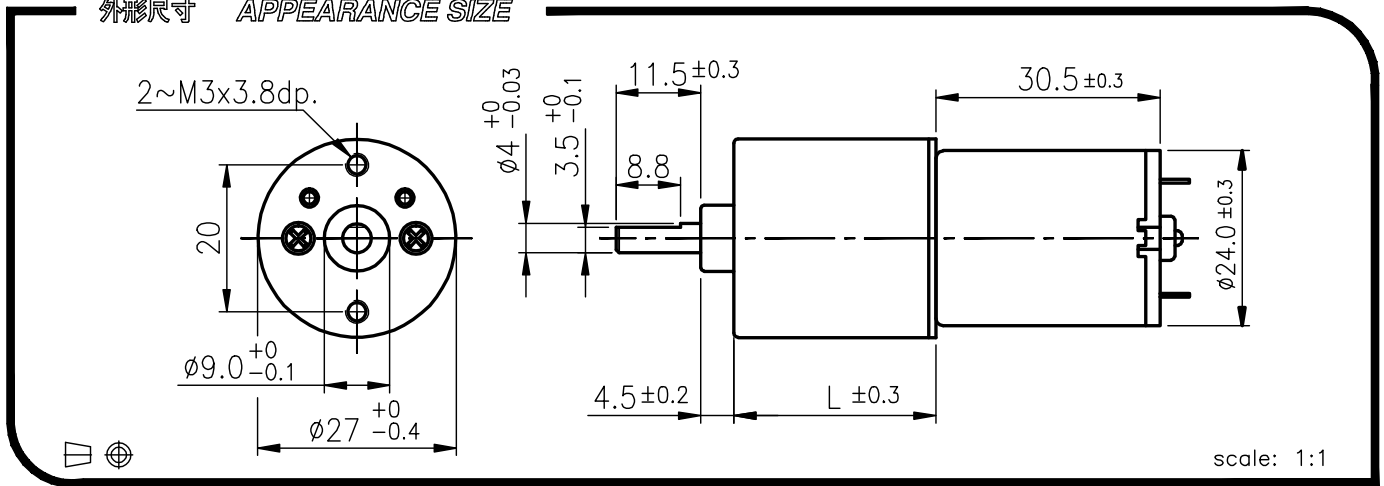
減速比 Reduction ratio	精確減速比 Exact reduction ratio	定格容許扭力 Rated tolerance torque	瞬間容許扭力 Max momentary tolerance torque	效率 Efficiency	L	H	重量 Weight (g)
1/10	9 7/12	0.5 kgf-cm Max.	1.5 kgf-cm	73%	14.65	4.65	33.0
1/20	19 139/144	0.6 kgf-cm Max.	1.8 kgf-cm	66%	14.65	2.27	34.0
1/42, 1/54	41 1027/1728, 53 196/363	1.0 kgf-cm Max.	3.0 kgf-cm	59%	19.4	4.65	35.0
1/87, 1/112	86 13579/20736, 111 2359/4256	1.2 kgf-cm Max.	3.6 kgf-cm	53%	19.4	2.27	35.0
1/181, 1/232	180 132115/248832, 232 19771/52272	1.6 kgf-cm Max.	4.8 kgf-cm	48%	24.15	4.65	36.0
1/376, 1/484	376 316891/2985984, 484 76099/627264	2.0 kgf-cm Max.	6.0 kgf-cm	43%	24.15	2.27	36.0
1/784	783 19866211/35831808	2.5 kgf-cm Max.	7.5 kgf-cm	39%	26.6	4.65	36.0
1/1009	1008 4411531/7527168	2.5 kgf-cm Max.	7.5 kgf-cm	39%	26.6	4.65	36.0

RA-27CGM 01&02 TYPE



REDUCTION RATIO	L	REDUCTION RATIO	L
1/10~1/20	15.65	1/181~1/484	25.15
1/42~1/112	20.40	1/784~1/1009	27.6

外形尺寸 APPEARANCE SIZE



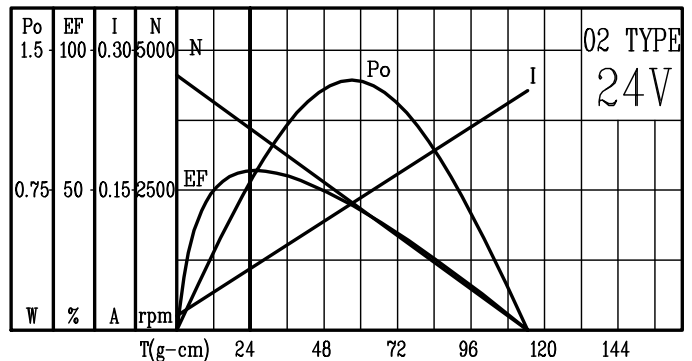
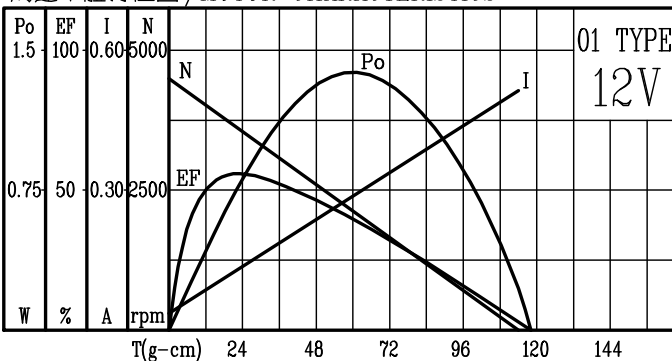
GEARED MOTOR TORQUE/SPEED

	減速比 Reduction ratio	1	1	1	1	1	1	1	1	1	1								
		10	20	42	54	87	112	181	232	376	484	784	1009						
12V	定格扭力(Kg-cm) Rated torque	0.15	0.28	0.54	0.69	1.0	1.2	1.6	1.6	2.0	2.0	2.5	2.5						
	定格回轉數(rpm) Rated speed	375	180	86	67	41	32	20.2	16.5	10.5	8.4	5.2	4.1						
24V	定格扭力(Kg-cm) Rated torque	0.16	0.31	0.59	0.75	1.1	1.2	1.6	1.6	2.0	2.0	2.5	2.5						
	定格回轉數(rpm) Rated speed	365	175	84	65	40	32	21	16.8	10.6	8.5	5.3	4.1						

馬達單體型式 / MOTOR DATA

定格電壓 Rated volt (V)	定格扭力 Rated torque (g-cm)	定格回轉數 Rated speed (rpm)	定格電流 Rated current (mA)	無負荷回轉數 No load speed (rpm)	無負荷電流 No load current (mA)	定格出力 Rated output (W)	重量 Weight (g)
12	22.0	3600	≤ 130	4500	≤ 50	0.81	50
24	24.0	3500	≤ 70	4500	≤ 35	0.86	50

馬達單體特性圖 / MOTOR CHARACTERISTICS

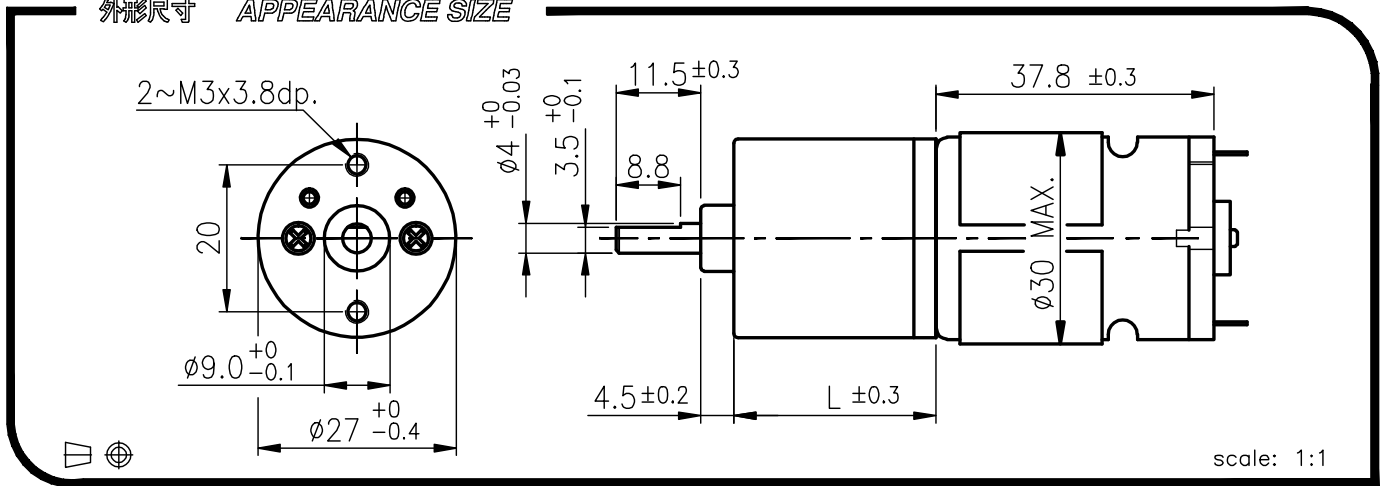


RA-27CGM 03&04 TYPE



REDUCTION RATIO	L	REDUCTION RATIO	L
1/10~1/20	18.15	1/181~1/484	27.65
1/42~1/112	22.90	1/784~1/1009	30.10

外形尺寸 APPEARANCE SIZE



GEARED MOTOR TORQUE/SPEED

	減速比 Reduction ratio	REDUCTION RATIO											
		1/10	1/20	1/42	1/54	1/87	1/112	1/181	1/232	1/376	1/484	1/784	1/1009
12V	定格扭力(Kg-cm) Rated torque	0.38	0.6	1.0	1.0	1.2	1.2	1.6	1.6	2.0	2.0	2.5	2.5
	定格回轉數(rpm) Rated speed	546	284	139	110.5	69.7	55.4	34.1	27	16.8	13	8.2	6.2
24V	定格扭力(Kg-cm) Rated torque	0.41	0.6	1.0	1.0	1.2	1.2	1.6	1.6	2.0	2.0	2.5	2.5
	定格回轉數(rpm) Rated speed	558	280	137	109	68.7	54.7	33.7	26.7	16.6	12.9	8.1	6.2

馬達單體型式 / MOTOR DATA

定格電壓 Rated volt (V)	定格扭力 Rated torque (g-cm)	定格回轉數 Rated speed (rpm)	定格電流 Rated current (mA)	無負荷回轉數 No load speed (rpm)	無負荷電流 No load current (mA)	定格出力 Rated output (W)	重量 Weight (g)
12	52	5600	≤ 410	6500	≤ 150	2.99	73.0
24	60	5300	≤ 250	6500	≤ 85	3.20	73.0

馬達單體特性圖 / MOTOR CHARACTERISTICS

